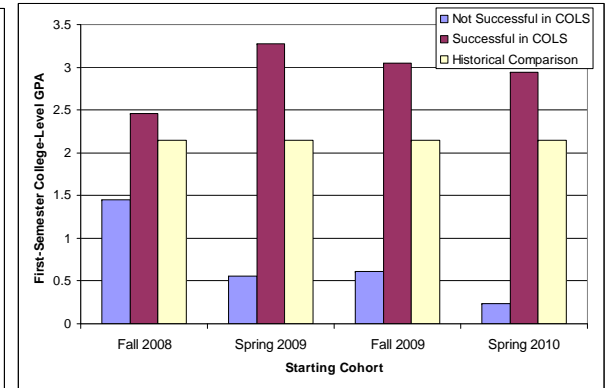
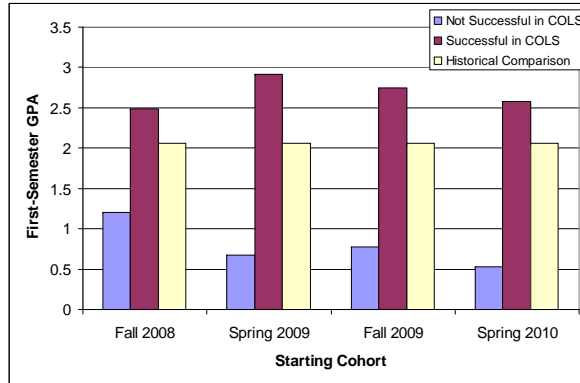
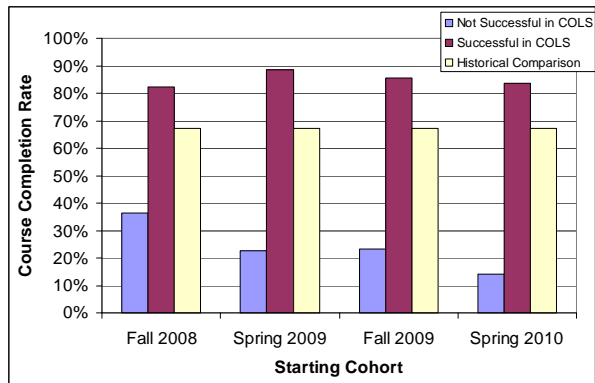


Southwest Texas Junior College College Success Skills Report: 2009-2010

Student Outcomes: First Semester

Measure: Students successfully completing the College Success Skills course (COLS) should attain higher course completion rate and GPA's in the first semester than historical comparison groups and students who did not successfully complete COLS



- “Course Completion Rate” is the percentage of enrolled semester credit hours that each student completes during the first semester of enrollment.

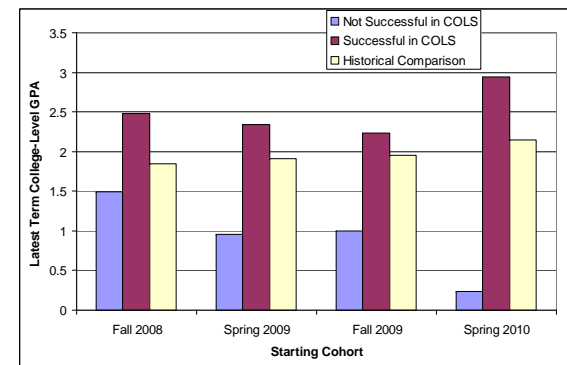
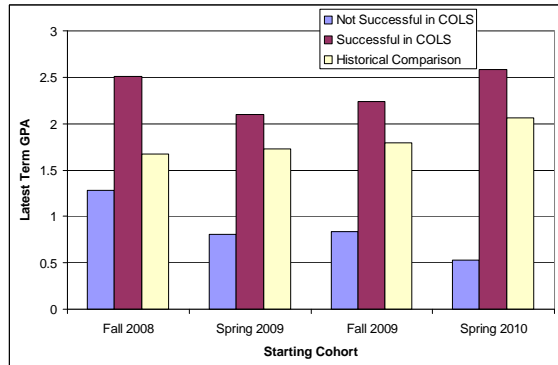
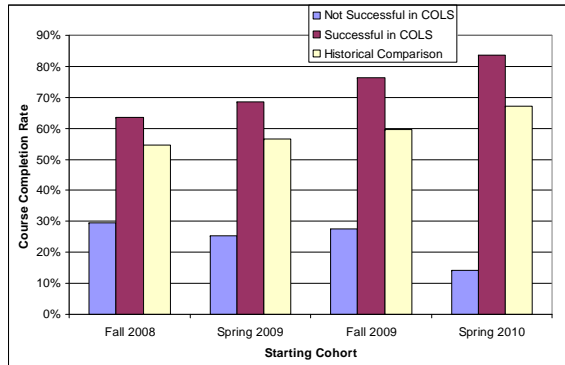
COLS Status	Number of Students in Each Cohort			
	Fall 2008	Spring 2009	Fall 2009	Spring 2010
Not Successful	69	41	74	45
Successful	138	90	174	91
Historical Comparison *	1486	1486	1486	1486

* The historical comparison group consisted of students in fall 2004, 2005, 2006, and 2007 starting cohorts who entered requiring developmental education in at least two subject areas.

Southwest Texas Junior College College Success Skills Report: 2009-2010

Student Outcomes: Most Recent Semester

Measure: Students successfully completing the College Success Skills course (COLS) should attain higher course completion rates and GPA's in their most recent semester than historical comparison groups and students who did not successfully complete COLS



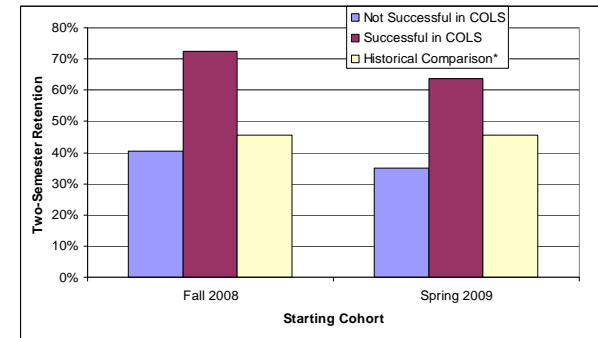
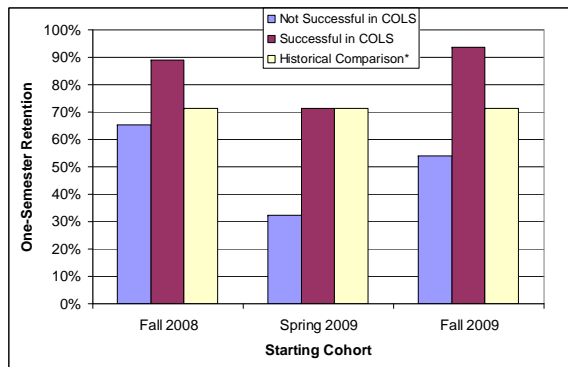
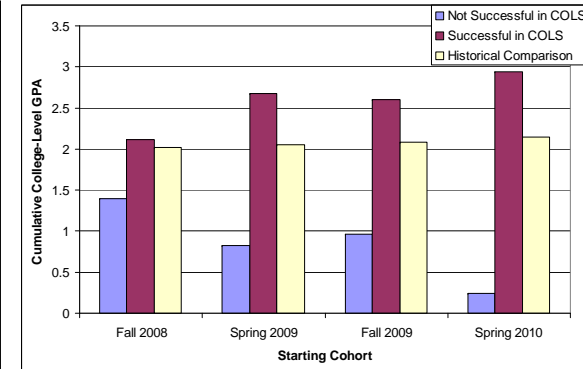
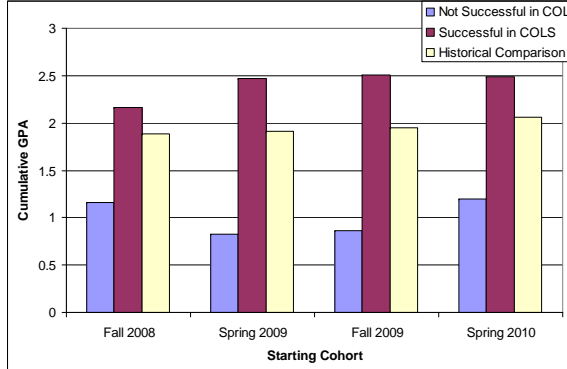
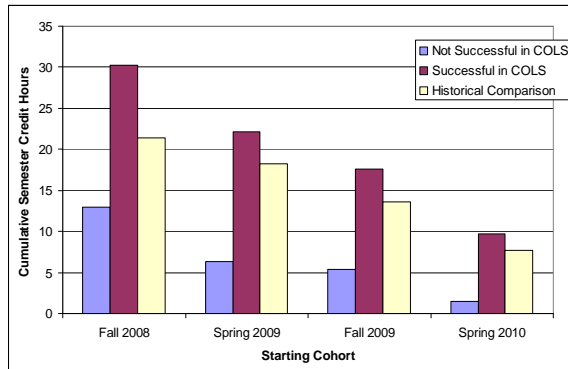
Number of Students in Each Cohort				
COLS Status	Fall 2008	Spring 2009	Fall 2009	Spring 2010
Not Successful	69	41	74	45
Successful	138	90	174	91
Historical Comparison *	1486	1486	1486	1486

* The historical comparison group consisted of students in fall 2004, 2005, 2006, and 2007 starting cohorts who entered requiring developmental education in at least two subject areas.

Southwest Texas Junior College College Success Skills Report: 2009-2010

Student Outcomes: Cumulative Data as of the Most Recent Semester of Enrollment

Measure: Students successfully completing the College Success Skills course (COLS) should attain higher cumulative course completion rates and GPA's than historical comparison groups and students who did not successfully complete COLS



Number of Students in Each Cohort				
COLS Status	Fall 2008	Spring 2009	Fall 2009	Spring 2010
Not Successful	69	41	74	45
Successful	138	90	174	91
Historical Comparison *	1486	1486	1486	1486

* The historical comparison group consisted of students in fall 2004, 2005, 2006, and 2007 starting cohorts who entered requiring developmental education in at least two subject areas.